

Use the Canadian Heart Care Referral form for Telus PC Suite EMR

UPLOAD MANUALLY

➤ STEP 1 :

1. Click on [CLICK TO DOWNLOAD](#).
2. Save file into your desktop.
3. Right Click on **Canadian-Heart-Care-Referral-Form.zip** file and Extract Here.
4. Find the file **Canadian Heart Care-Referral Form.cfm** into your desktop to upload manually.

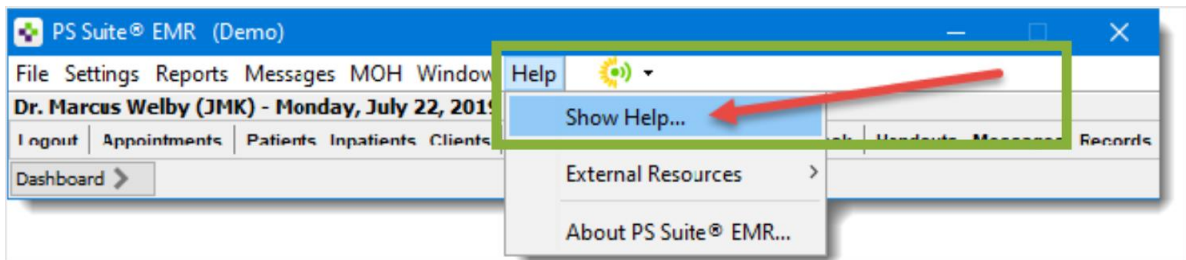
➤ STEP 2 :

1. From the **Records** window into TELUS PC SUITE, choose **Settings** then **Edit Custom Forms**.
2. In the **Forms** window, choose **File**, then **Import Form(s)**.
3. Find the **Canadian Heart Care-Referral Form.cfm** on your desktop.
4. Click the **Choose** button.
5. Once successfully uploaded, a message will pop up.

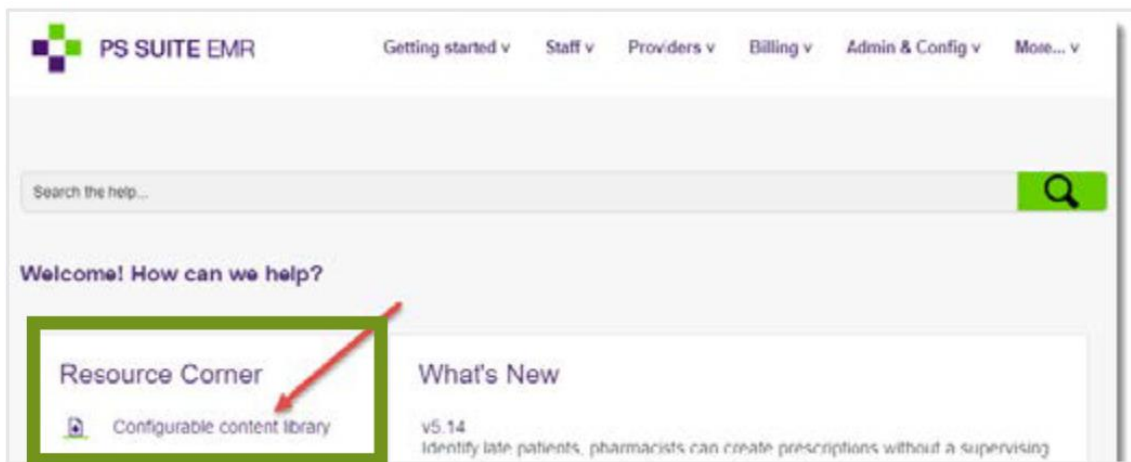
UPLOAD THROUGH TELUS PC SUITE.

➤ **STEP 1 :**

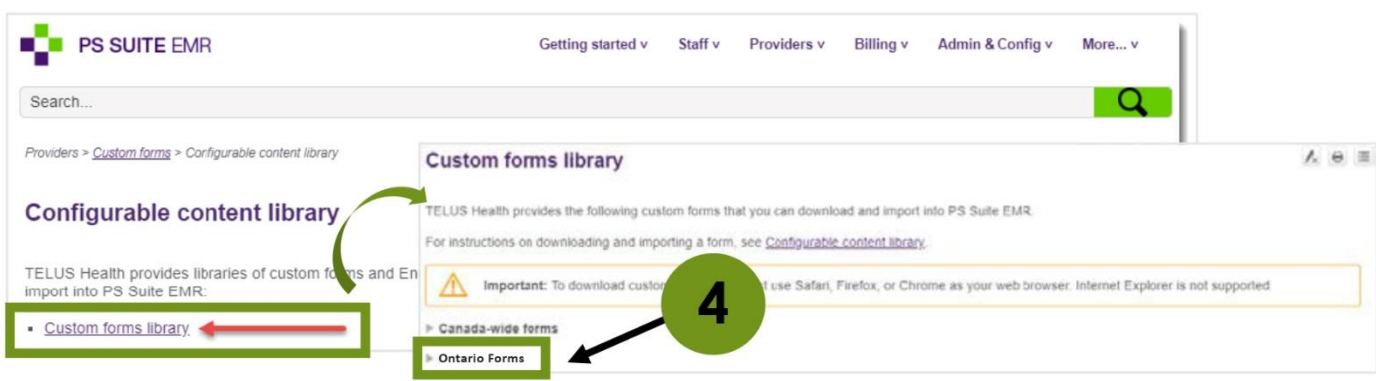
1. From the main dashboard, go to the [Help](#) menu from the top navigation bar. Click [Show Help](#).



2. You will be directed to the Online Help menu. Under the Resource Corner, click on [Configurable content library](#).



3. Once in the Configurable content library page, click on [Custom forms library](#).
4. From there, click on the [Ontario forms](#) drop-down menu.



5. Once the forms appear, click [Download](#) next to the Canadian Heart Care. Save the **Canadian Heart Care-Referral Form** file to a folder on your desktop.

Preview	Download	Pulse Air - Referral Form	
Preview	Download	Pureform Pure Kids Radiology - General Requisition - Mar2016	Updated: July 12, 2019
Preview	Download	Pureform - Pain Management Requisition - Dec2019	Updated: Jan 9, 2020
Preview	Download	Pureform Radiology - General Requisition - Feb2020	Updated: Apr 24, 2020
Preview	Download	PureKids - Pediatric Requisition - May2019	Updated: July 12, 2019
Preview	Download	Canadian Heart Care 	
Preview	Download	Radiology Associates - Lethbridge - Pain Management Requisition	New: Mar 28, 2019
Preview	Download	Radiology Associates General Req	New: Mar 28, 2019
Preview	Download	Radiology Associates Inc - Echocardiography Consultation	New: Mar 28, 2019
Preview	Download	Radiology Associates Inc. - Arterial Consultation - July 2011	New: Mar 28, 2019

➤ **STEP 2 :**

1. From the **Records** window into TELUS PC SUITE, choose **Settings** then **Edit Custom Forms**.
2. In the **Forms** window, choose **File**, then **Import Form(s)**.
3. Find the **Canadian Heart Care-Referral Form.cfm** on your desktop.
4. Click the **Choose** button.
5. Once successfully uploaded, a message will pop up.